



CENTENNIAL HIGH SCHOOL

DRAGON NEWS



Principal Letter

Welcome Everyone to the 2021-2022 School Year,

Summer is still here we simply will spend the rest of it in school! I am hoping that you read the PSD information on current Covid issues and know that we will start this school year in Face-to-Face situation, with masks required inside the building. The main point to remember regarding the masks is that it is the best way PSD can think of to stay in the Face-to-Face phase. We want our students and teachers to be in the classroom together. We will use most of the precautions as we had in place at the end of the school year for building cleaning and safety. Hopefully there is a time with a large enough percentage of immunized people we can relax the masks.

Centennial has many foundations that hold the school up. We take pride in our culture of connecting with students, building strong relationships that can endure tough decisions. The welcoming and highly structured culture works. The idea of treating everyone with dignity and respect is foundational and seems to be needed now more than ever in today's world. CHS has a very diverse population and respecting those differences is paramount.

I am asking and encouraging you to keep paying attention and following our school calendar. It can be found in this newsletter, and on the CHS website <https://chs.psdschools.org/>. CHS was approved to continue the four-day week (4DW) and we follow a Tuesday – Friday schedule. Because we must meet a certain number of hours in a school year, a couple Mondays needed to be added. The Mondays are full days, 8:00-3:50, and will always be remote using laptops. These Mondays are the fifth Monday of each Hexter and will require log into each class period. Look ahead as you plan for jobs, appointments, and other business so that each day of school is not interrupted.

Thank you for your belief in Centennial High School. We do things differently here to offer the best education and experience for our students. If you have any questions, I am more than willing to discuss, and can be reached at 970-488-4943 or email at miker@psdschools.org.

Mike
Principal,
Centennial High School

August 2021

**HEXTER 1
NEWSLETTER
970.488.4940**

Bell Schedule

Bell Schedule

Hexters 1, 2 and 3 Calendar																											
AUGUST							SEPTEMBER							OCTOBER							NOVEMBER						
S	M	T	W	TH	F	S	S	M	T	W	TH	F	S	S	M	T	W	TH	F	S	S	M	T	W	TH	F	S
	2	3	4	5	6	7				1	2	3	4						1	2			1	2	3	4	5
8	9	10	11	12	13	14	5	6	7	8	9	10	11	3	4	5	6	7	8	9	7	8	9	10	11	12	13
15	16	17	18	19	20	21	12	13	14	15	16	17	18	10	11	12	13	14	15	16	14	15	16	17	18	19	20
22	23	24	25	26	27	28	19	20	21	22	23	24	25	17	18	19	20	21	22	23	21	22	23	24	25	26	27
29	30	31					26	27	28	29	30			24	25	26	27	28	29	30	28	29	30				
														31													

	1 st Day of Hexter
	Teaching Days
	E-week (TBD)
	No School Mondays

	In Class Days	credit chart days	e-Week
Hexter 1	8/13 to 9/22	24	9/23 & 9/24
Hexter 2	9/27 to 11/3	23	11/4 & 11/5
Hexter 3	11/9 to 12/15	20	12/16 & 12/17



Resources

Resources!

--Limited number of backpacks available - see Kim or Jess if you need one

--No water bottles available so please bring your own

Counseling Caseload

Shonda -- last name A_G

Katie ---last name H-Z

Free and Reduced Lunch applications are available online and at the front desk

Food Resources for families

The Food Share Program is a wonderful resource for a family in need of food. This program allows access to fresh produce as well as frozen foods. NO proof of citizenship is required. Also, the Food Bank now provides several mobile food pantries across town – please see Food Bank Website for details (expand 'Need Food?' menu): <https://foodbanklarimer.org/fresh-food-share/>

Need extra emotional support?

If you need support during this difficult time, please reach out to Shonda or Katie. They can connect you with one of our therapists through the Health and Wellness Center or through a community therapist. You do not have to do this alone! There are many therapists in our community with availability to help you.

Want to take a Front Range Class in the Fall 2021?? Your tuition is paid for by the school district while you are in high school and you can take any class and get college and high school credit! This opportunity is available for any student while at CHS. Contact your counselor



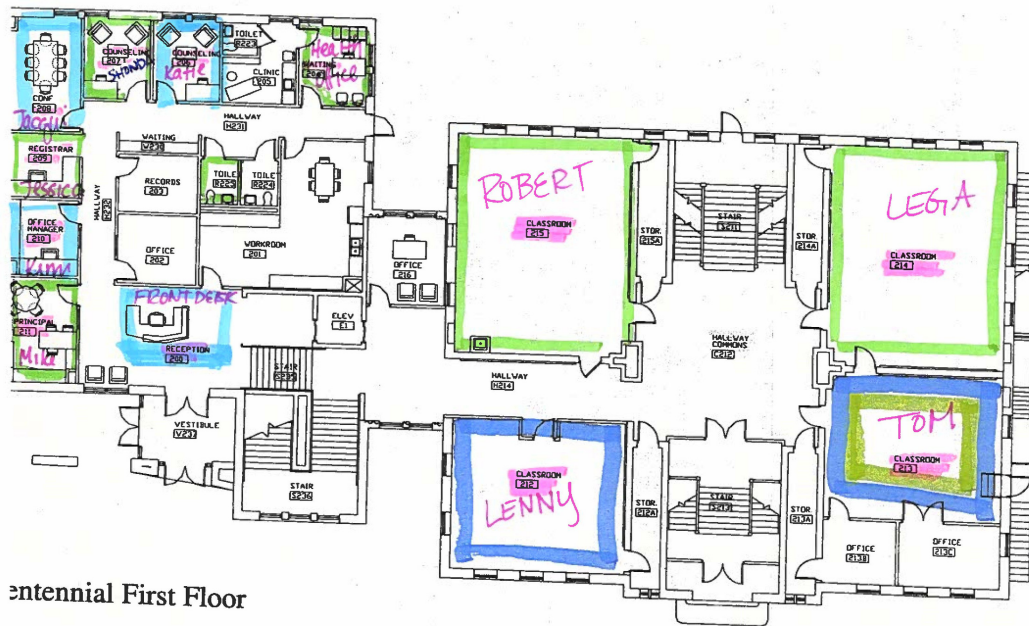
**WEAR
YOUR
MASK**

**WATCH
YOUR
DISTANCE**

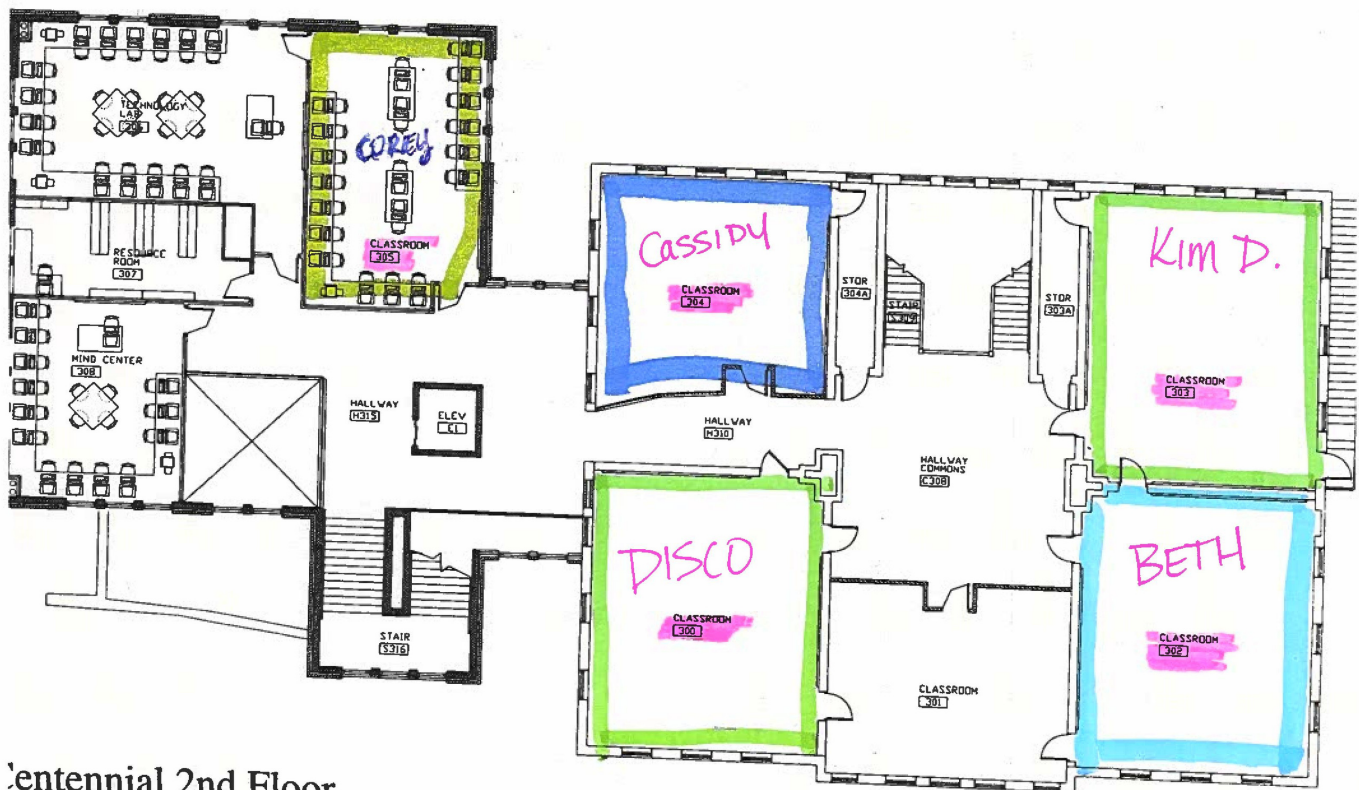


**WASH
YOUR
HANDS!**

Not sure where to go?



Centennial First Floor




Centennial Second Floor



Tech TIPS

AND TRICKS



PSD Tech Troubleshooting Tips and FAQs

As always, try restarting your computer first! Need more help? Start by working with your teacher. If after you've worked with your teacher and you need additional assistance, please visit techportal.psdschools.org

Q: What If Our Family Doesn't Have Internet Access?

Please refer to the Internet Access link www.psdschools.org/InternetAccess posted on the District website. We are working on additional options for internet access for families.

Q: Why Can't I See Any Websites?

Ensure you are connected to WiFi.

1. Click on the WiFi icon in the bottom right-hand corner of the device and will say "Connected-secured".
2. If WiFi isn't connected, click "Disconnect" and then click "Connect" again.
3. If WiFi is connected, try accessing a different website such as www.psdschools.org

Q: How Does My Student Know If They Are Logged into Chrome?

1. Double-click on the Google Chrome icon, located on the desktop.
2. Look for your first initial in the upper right-hand corner and click it. You will see your name if you are logged into Chrome. Great! If you aren't seeing your PSD email, try the following steps.
3. Click the Person Icon in the upper Right corner.
4. Click "Sign in to Chrome".
5. Type the student's email address in "Sign in" in Google Chrome. Click "Next".
6. Re-enter the student's email address in "Sign in" on the page with an Apple and books.
7. Click "Next".
8. Type the student's password. Click the "Sign in" button.
9. Click the "Don't show this again" checkbox. Click "Yes".
10. Click on "Yes, I'm in" button.

Q: I Am Having an Issue with My Mic or Camera

1. On some devices the F4 key is used to mute the built-in microphone. You would see a microphone and a whitelight on the F4 key. Clicking the F4 or Fn key + F4 will toggle the mic. If the white light is on, then the mic has been muted.
2. To further troubleshoot the microphone and camera, type "Silverlight" in the Start menu where it says "Type here to search". Click on the Microsoft Silverlight icon. Choose the Webcam/Mic tab. You will see if Video and Audio are working properly.
3. Check the Windows Privacy Settings by opening the Start Menu and clicking on the gear symbol. Choose 'Privacy' from the options and you will see several sections on the left side. Scroll down on the left side and choose the 'Camera' & 'Microphone' sections. Under each section, make sure the 'Allow apps to access your camera/microphone' is switched on.

Q: Where Can I Go for More Information on Specific Applications or Technology?

Come check out the brand-new PSD Community Tech Portal at techportal.psdschools.org your home for up-to-date News, Guides, Support Contact Information and more!

Remember to keep laptop charged and double check password spelling



Parents/Guardians:

Please log-in to ParentVue and sign the 2021-2022 PSD Code of Conduct. While you are in ParentVue (PVue), please review the Student Info page to confirm the most current contact information is listed. You can make changes directly in your PVue account that we will track & update on our end. Updated contact information is critical as we welcome CHS Students back into the building for Hexter 5.

**Link to ParentVue: <https://www.psdschools.org/ParentVUE>
(if you do not have your current Activation Key, please contact Jessica Cromley—CHS Registrar @ jcromley@psdschools.org)**



NEED TECH HELP?

PSD offers Technology support for all students and families to help them navigate software applications and troubleshoot technical issues. If your student is experiencing issues with your internet connection or an interruption in service, please have your student contact Mike at 488-4940 to request a personal Wi-Fi device for your student's remote/hybrid learning.

● COVID Testing & Vaccines ●

<https://chs.psdschools.org/counseling/resources>

Go to this page to view COVID testing resources as well as many other helpful resources.

- Starting this April 2nd everyone 16 or older is eligible for Covid Vaccines. Check <https://larimerhealth.secure.force.com/Vaccine/> or vaccinefinder.org to find an appointment. If there are none available keep rechecking as this changes hourly. ●

RECIPE CORNER

Easy Creamy Garlic Mashed Potatoes

5 lbs Potatoes-Russet or Gold are good
8 oz Cream Cheese
1 c Sour Cream
1 stick of butter Butter/Margarine
Milk (if needed)
Garlic Salt Pepper

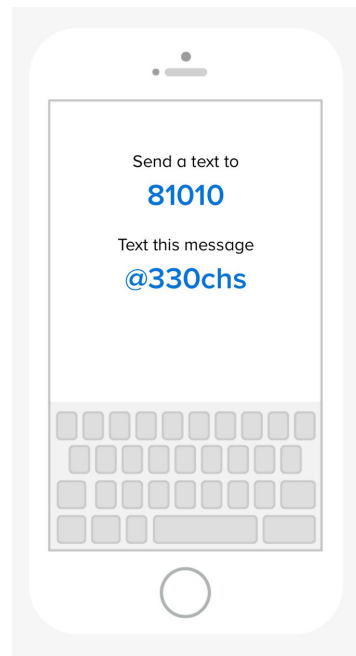
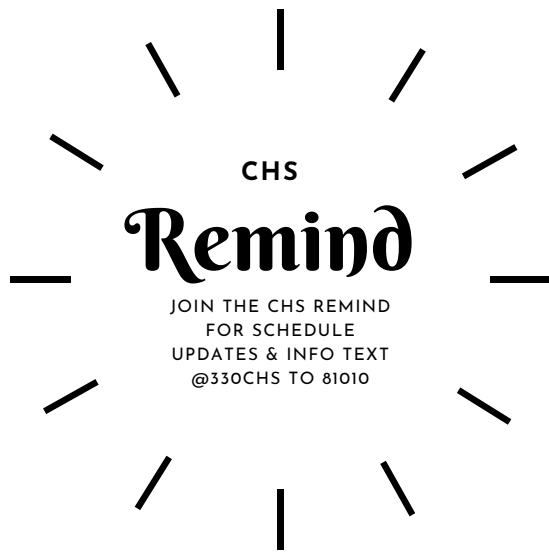
Chunk potatoes into approx. 1" cubes.
(for Russet take off the skins, for Gold
leave them on) Boil water in a large
pot. Potatoes will need at least an inch
of coverage in boiling water, and more
is better CAREFULLY lower in the
potatoes to the rapid boil (use a
large soup ladle and lower them in to avoid splashing). Bring back to a boil and boil uncovered
for approx. 15-20 minutes. Pull out a chunk (did you keep that handy soup ladle?) and check with
a fork. The potato should crack easily, but not be mushy. Do not overcook. Pour off hot water
(if you're doing a soup, this water is great as a thickener) Mash or rice (look it up) the potatoes.
Be Careful in this next part to not overwork the potatoes. Just get a good mix without turning it to
mush. Put potatoes over very low heat and throw in the cream cheese. Split it into smaller
pieces so it heats up more quickly. Gently start working into the potatoes. Next the sour cream
Be ready to start tasting in increments. Go light on the butter, garlic salt and pepper to start Start
with just a couple of tablespoons of butter and a couple of shakes of seasoning. Add more to
taste IF the potatoes are to your liking and a good consistency ... serve IF they're a little dry, add
just a touch of milk Adjust recipe to suit

SCHOOL MEALS



Breakfast will be served from 7:30-
7:55am and for Discovery
students until 9:10am

**Breakfast and Lunch are free for all
students the rest of the school year
but you must fill out the free and
reduced form!**



working?

ANY STUDENT WHO HAS WORKED OR VOLUNTEERED ANYTIME SINCE SUMMER BEGAN MAY QUALIFY TO EARN ELECTIVE CREDITS FOR THOSE HOURS. CONTACT CASSIDY ASAP TO EXPLORE YOUR OPTIONS AT CMONTOYA@PSDSCHOOLS.ORG OR @CMONTOYA IN TEAMS.

**LIKE US ON FACEBOOK
- CENTENNIAL HIGH SCHOOL
FOLLOW US ON INSTAGRAM _CHSDRAONS
(WE WON'T FOLLOW YOU BACK!)
JOIN US ON THE REMIND APP- @330CHS**





CHS Calendar

August Birthdays

Dominic Jaymison Amris

Collin Bradley Bryan

Macie Vanessa Emily Lexie

Dakota Max Sarah



**Driving to school?
See the front desk for
a parking permit!!**

Getting Started with Parent Vue:

The ParentVUE portal allows parent/guardians to view their student's school information. The information is accessed directly from the student records system Synergy SIS, so the records are always up-to-date. While the website is accessible over the Internet, access is secured via a logon and password. Parents/guardians can only see information about their own children. Parents may only view the information; they cannot make changes to the student records.

How to Access ParentVUE:

1. Go to <http://www.psdschools.org>
2. Click the PARENTS link
3. Click the ParentVUE button
4. Click the "I am a parent" link
5. If you have already activated your account, log in with the username and password you created previously.
If you are logging in for the first time, click "activate my account."
If you have questions about your activation code contact the CHS front office.